
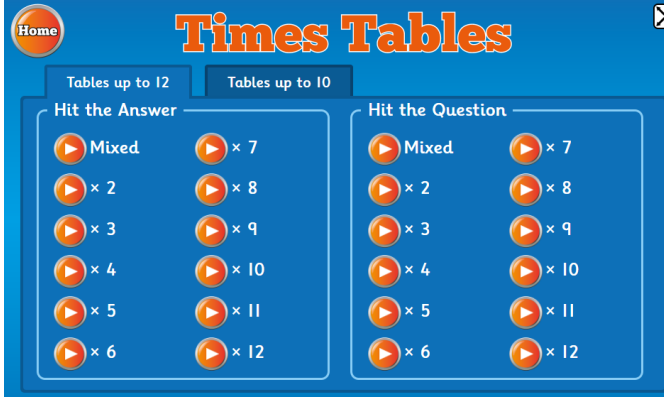



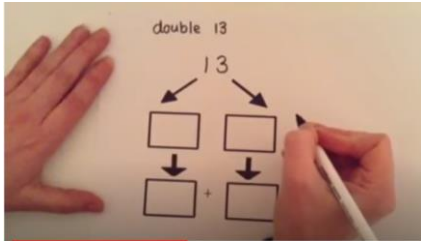


Wednesday 3rd June 2020





Good morning Class 2,

I hope you are all well and excited to learn through our e-school again today.

Don't forget to read through things carefully and follow instructions to help you with your learning.

Time	Activity
9:00- 9:30	<p>Times Table practise <i>Times table detective dog</i> (You only need to do one side but if you are fast at this then do 2 sides). <i>You will need to be able to count in 2's, 3's, 5's and 10's.</i></p> <div data-bbox="286 627 813 970"></div> <p>Use this ICT game to help you practise your times tables https://www.topmarks.co.uk/maths-games/hit-the-button</p> <div data-bbox="1435 518 2096 916"></div>
9:30-10:30	<p>Your literacy lesson is Unit 8 A Worm's eye view <i>Day 2/3</i></p> <p>Read through with an adult, where it says DAY 2/3 in your book. Then answer the questions Don't forget:</p> <ul data-bbox="324 1141 1635 1335" style="list-style-type: none">• Date at the top of the page• Write a heading and underline it• Answer your questions in full sentences, not forgetting capital letters, finger spaces and full stops.• Neat handwriting showing tall and short letters. <div data-bbox="1722 1026 2085 1273"></div>

<p>11:00-12:00</p>	<p>Maths - Double it! You will be doubling 2 digit numbers. You can easily double 1 digit numbers now! So to double a 2 digit number you need to double the 10's, double the units then put it back together. Double 23....so 23 is 20 and 3.....double 20 (double 2 is 4 so this helps) is 40. Then double 3 is 6 So $40 + 6 = 46$.</p>
<p>Resources</p>	<p>Doubling numbers using partitioning https://www.youtube.com/watch?v=QwDiloasDw4</p> <p>You could have a game of doubling numbers using the hit the button game https://www.topmarks.co.uk/maths-games/hit-the-button</p> <div style="display: flex; justify-content: space-around;">   </div>
<p>1:00 to 1:30</p>	<p>Again this should be a quiet time where you can read books or listen to stories. You could listen to the story of Super worm https://www.youtube.com/watch?v=0keNDquvZEE</p> 
<p>Useful websites</p>	<p>https://www.booktrust.org.uk/books-and-reading/have-some-fun/storybooks-and-games/ https://www.oxfordowl.co.uk/for-home/find-a-book/library-page/ Oxford owl asks you to register. It is completely free and will allow you access to a range of e books which are free and the same books we have in school.</p>

<p>1:30 to 2:30</p>	<p>Time to be creative.</p> <ul style="list-style-type: none"> Baking afternoon, 'Butterfly cakes' The recipe will be in your pack, enjoy your cakes! 	
		
<p>2:30-3:00</p>	<p>PE time.</p> <p>Try some more yoga today. Use the cosmic kids yoga. Use the links below</p> <p>Pokemon https://www.youtube.com/watch?v=tbCjkPlsaes</p> <p>Star wars https://www.youtube.com/watch?v=coC0eUSm-pc</p> <p>Twilight the unicorn of dreams https://www.youtube.com/watch?v=RLOO0jGAM1s</p> <p>Harry Potter https://www.youtube.com/watch?v=R-BS87NTV5I</p>	
	<p>I hope you have had a good day learning. Please don't forget to get your work marked and stuck into your book. Thank you Miss Short</p>	